

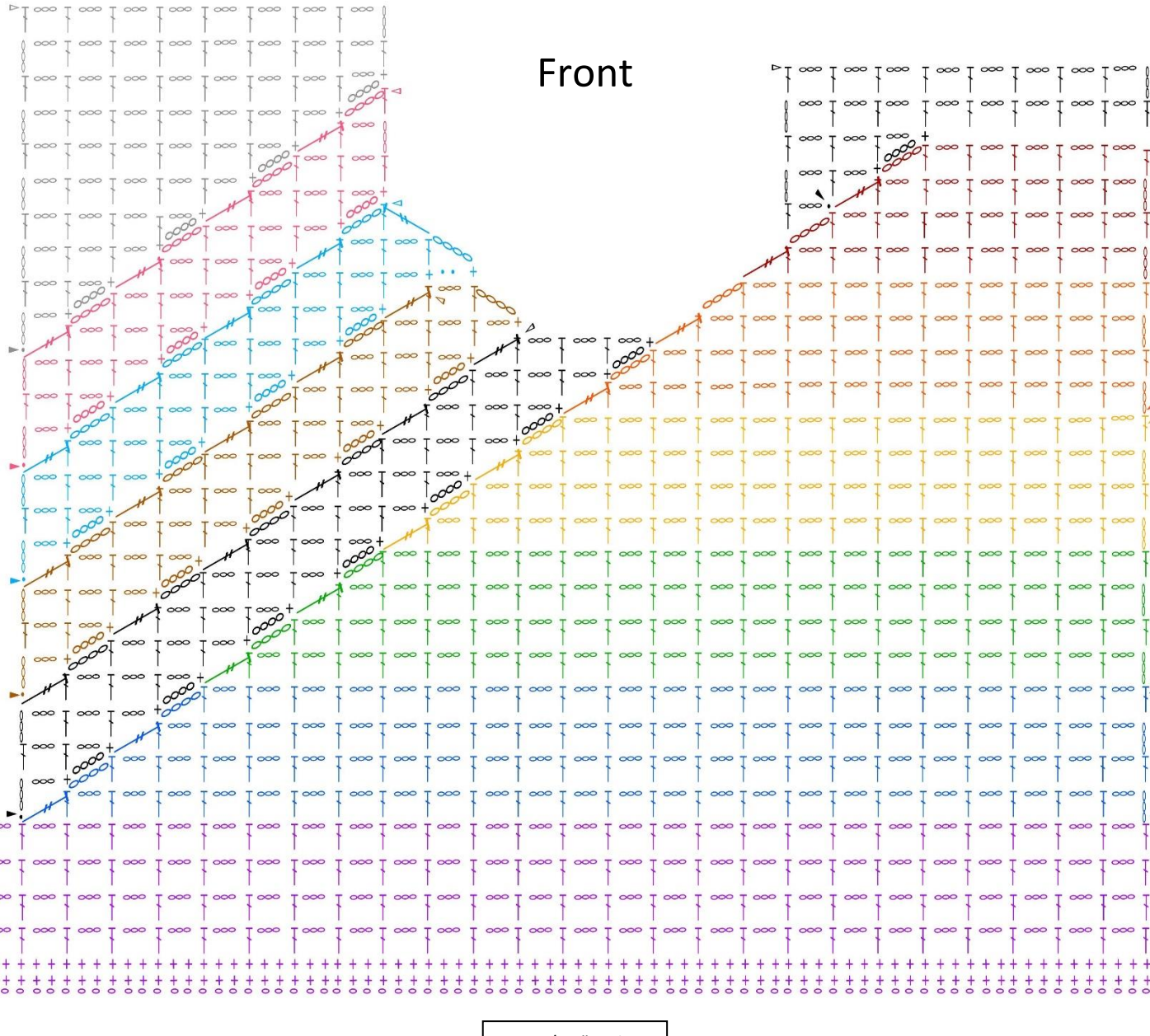
Pride Mesh Crop Top

By Seyhall Crochet
Design

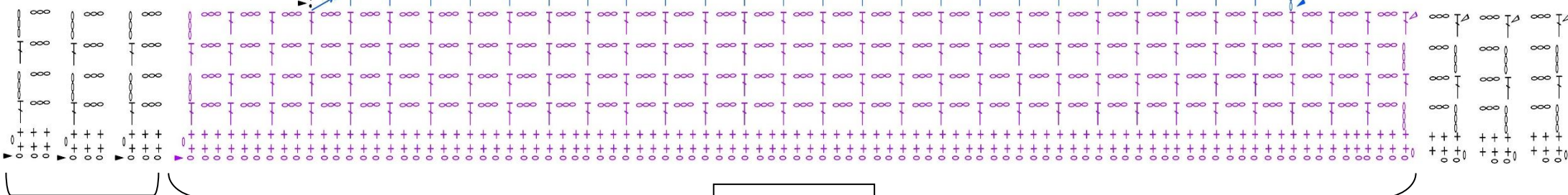
Crochet Hook: 4mm
Yarn: Double Knit Cotton
US Crochet Terms
3-ch turns count as a
stitch



Front



- Chain Stitch
- Single Crochet
- Double Crochet
- Slip Stitch
- Start
- End

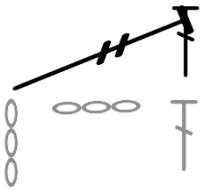


58cm / 23" wide
116cm / 46" Chest

Each square adds or subtracts 1.5cm/
5/8" to the chest size.
Remember to add same number of
extras on all sides, front and back.

© Copyright 2023 All images and text in this document are copyright to Richard Seymour and Seyhall Crochet Design. The pattern is intended for personal use only, not commercial purposes. You do not have the right to copy, sell, share, translate to another language or publish the pattern or parts of the pattern. You have the right to make items from this pattern for sale, but you must link back to the original pattern and author.

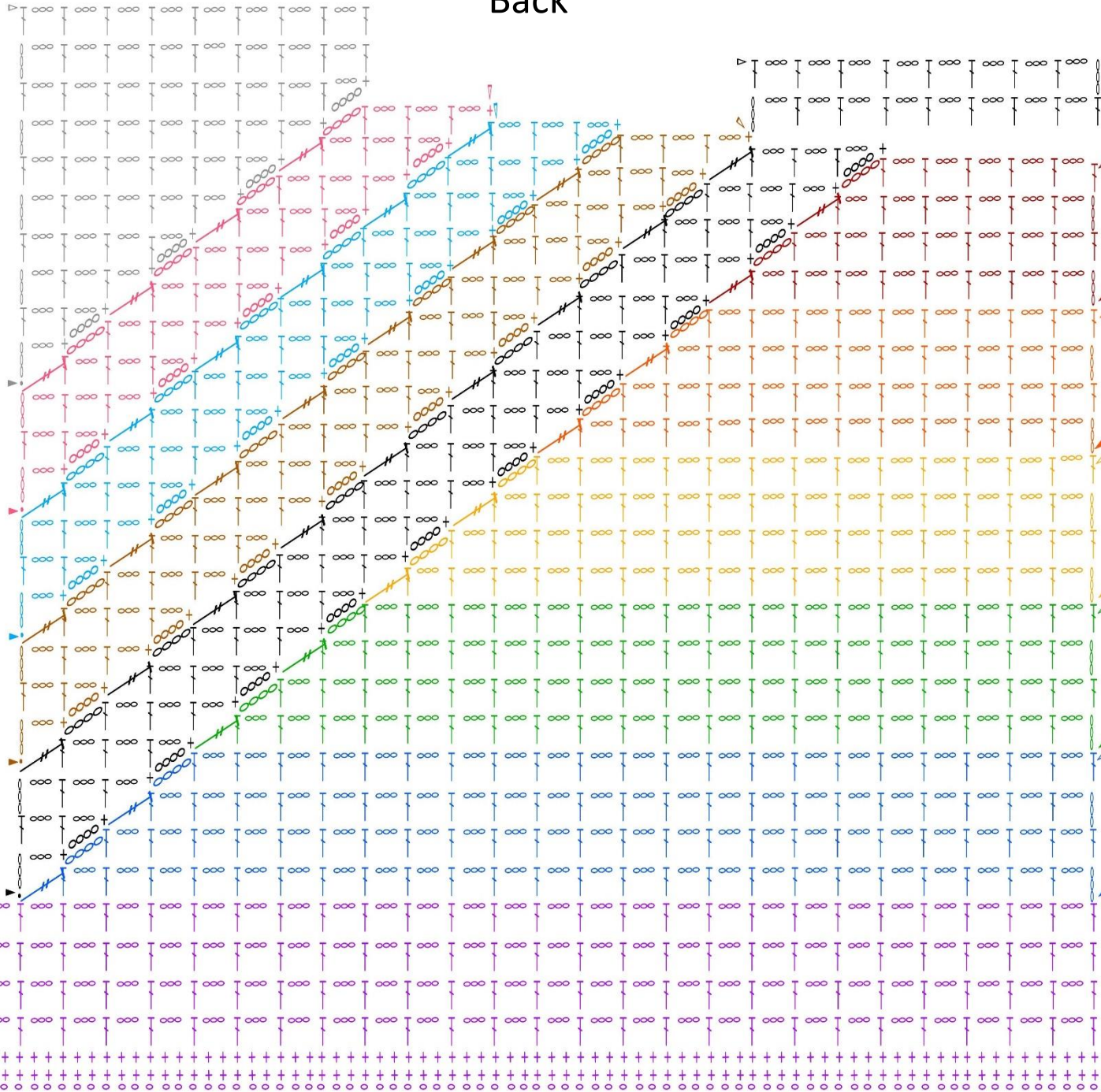
dc1-tr1-tog



yarn over (yo), insert hook in next stitch (st), yo, pull through [three loops on hook], yo, pull through two loops on hook [two loops left on hook]

yo twice, skip chain space, insert hook through stitch, yo, pull through [four loops on hook], yo, pull through two loops on hook [three loops left on hook], yo, pull through three loops on hook

Back



Need a Collar?
You can find details of a simple collar in the free t-shirt pattern
<https://www.seyhallcrochetdesign.com/plain-t-shirt>